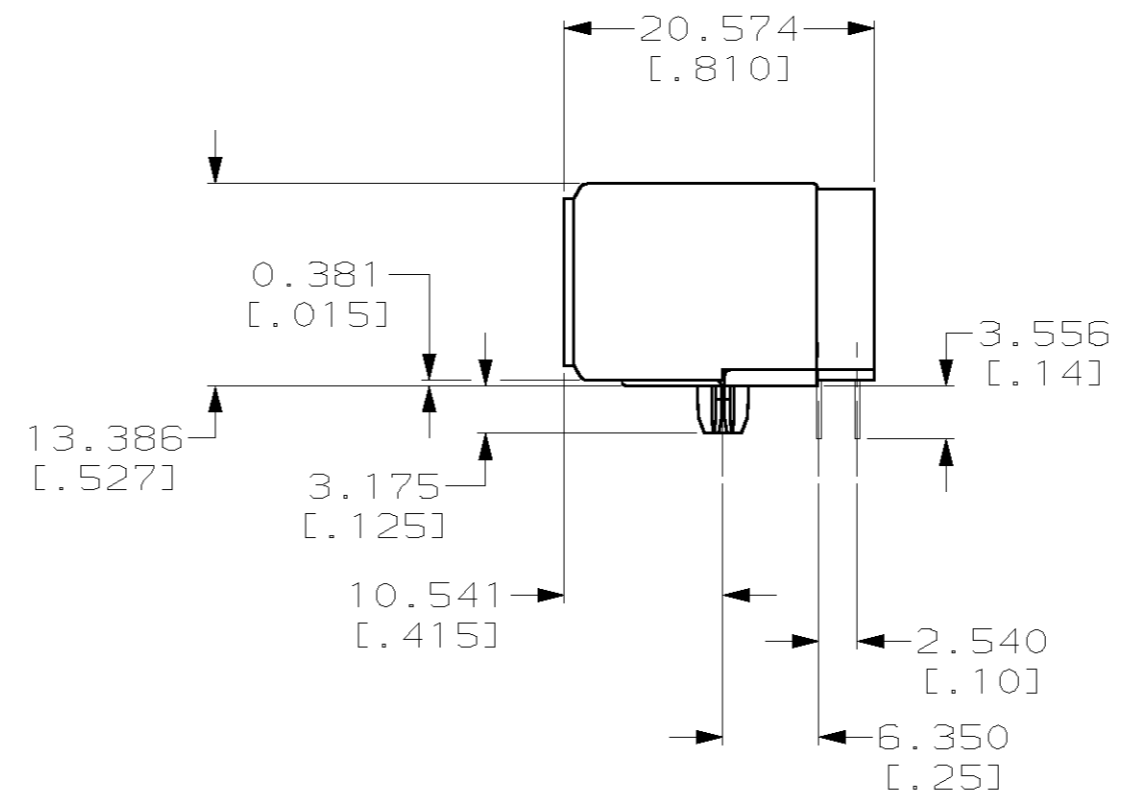
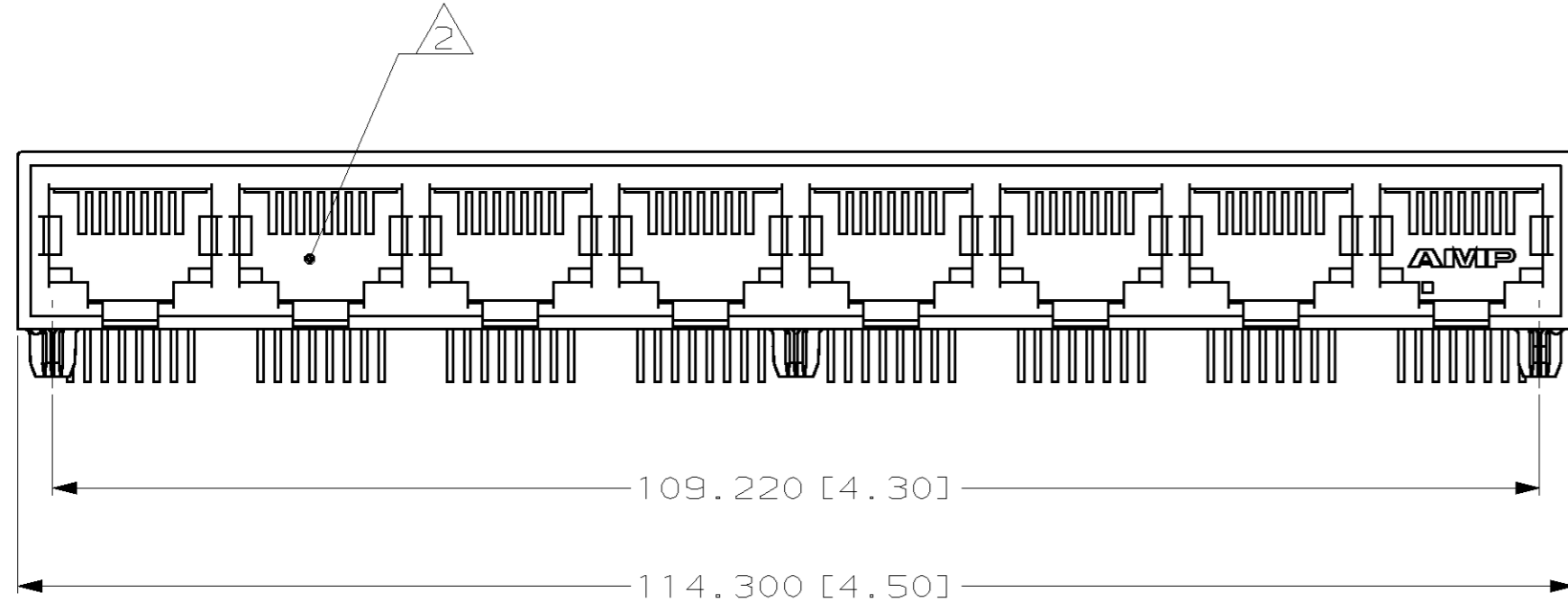
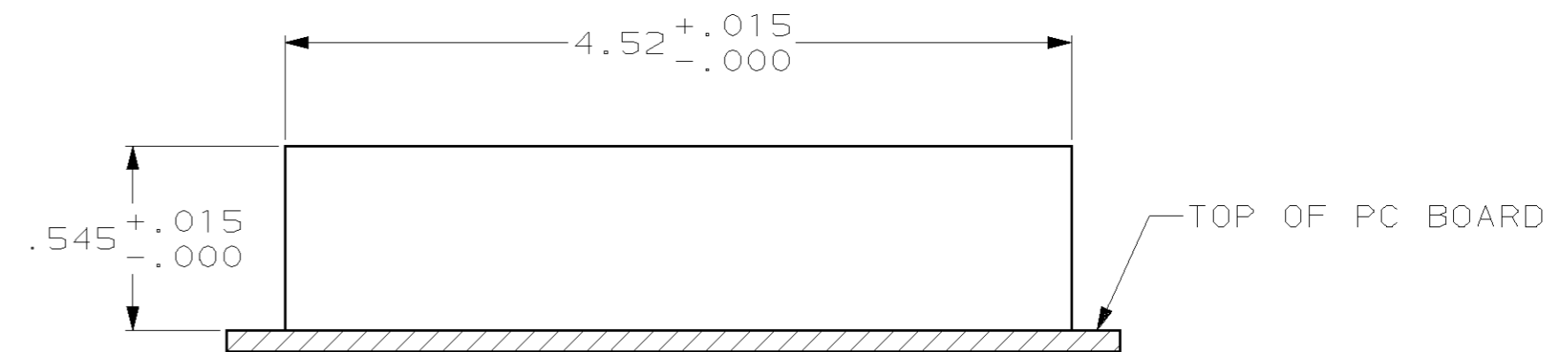
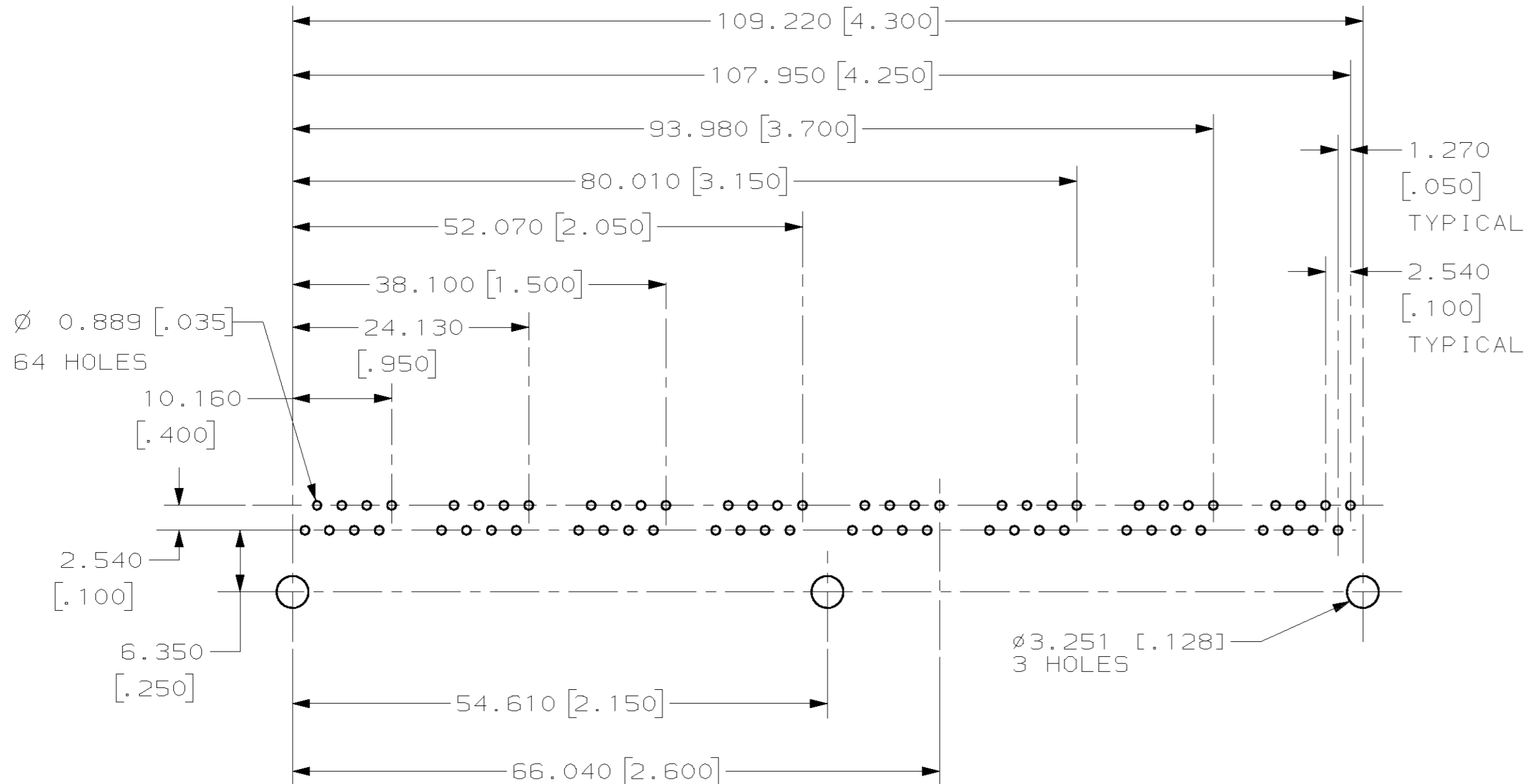


THIS DRAWING IS UNPUBLISHED. RELEASED FOR PUBLICATION .19  
 BY AMP INCORPORATED. ALL RIGHTS RESERVED.

LOC	DIST	REVISIONS			
P	LTR	DESCRIPTION	DATE	DWN	APVD
AA	22				
D		OBSOLETE; 0U1C-0070-01	28JUN01	DLD	ECL



- 1 MATERIAL: HOUSING-HTN NYLON, BLACK, IR COMPATIBLE, UL 94V-0. TERMINALS-0.33[.013] THICK PHOS BRONZE PLATED WITH 1.27μm [.000050] MINIMUM HARD GOLD IN LOCALIZED AREA AND 3.81μm [.000150] MINIMUM TIN-LEAD SOLDER AREA OVER 1.27μm [.000050] MINIMUM NICKEL UNDERPLATE.
- 2 JACK CAVITY CONFORMS TO FCC RULES AND REGULATIONS, PART 68 SUBPART F.
- 3. ALL DIMENSIONS ARE NOMINAL UNLESS OTHERWISE SPECIFIED.
- 4 CAUTION: CATEGORY 5 JACK SOLDER TAIL POSITIONS DO NOT FOLLOW SAME NUMBER SEQUENCE AS THAT OF THE TRADITIONAL JACKS.



SUGGESTED PANEL CUTOUT  
NOT TO SCALE

SUGGESTED PC BOARD LAYOUT  
COMPONENT SIDE  
SEE APPLICATION SPECIFICATION

**OBSOLETE**



558502-1  
PART NUMBER

THIS DRAWING IS A CONTROLLED DOCUMENT FOR AMP INCORPORATED. IT IS SUBJECT TO CHANGE AND THE CONTROLLING ENGINEERING ORGANIZATION SHOULD BE CONTACTED FOR THE LATEST REVISION.		DWN W. LONG 16MAR94	OBMAR94	<b>AMP</b> AMP Incorporated Harrisburg, PA 17105-3608
DIMENSIONS: mm [INCHES]		CHK B. FOX 16MAR94		
TOLERANCES UNLESS OTHERWISE SPECIFIED: 0 PLC ±- 1 PLC ±- 2 PLC ±0.254 [.013] 3 PLC ±0.127 [.005] 4 PLC ±- ANGLES ±- FINISH		APVD G. REED 16MAR94		NAME MODULAR JACK ASSEMBLY, 8 PORT, 8 POSITION, RIGHT ANGLE, CATEGORY 5
MATERIAL		PRODUCT SPEC 108-1392		SIZE A2
		APPLICATION SPEC 114-2048		CAGE CODE 00779
		WEIGHT -		DRAWING NO 558502
		CUSTOMER DRAWING		SCALE 2:1
				SHEET 1 OF 1
				REV D

558502